



Ford Tourneo Custom PHEV HEV

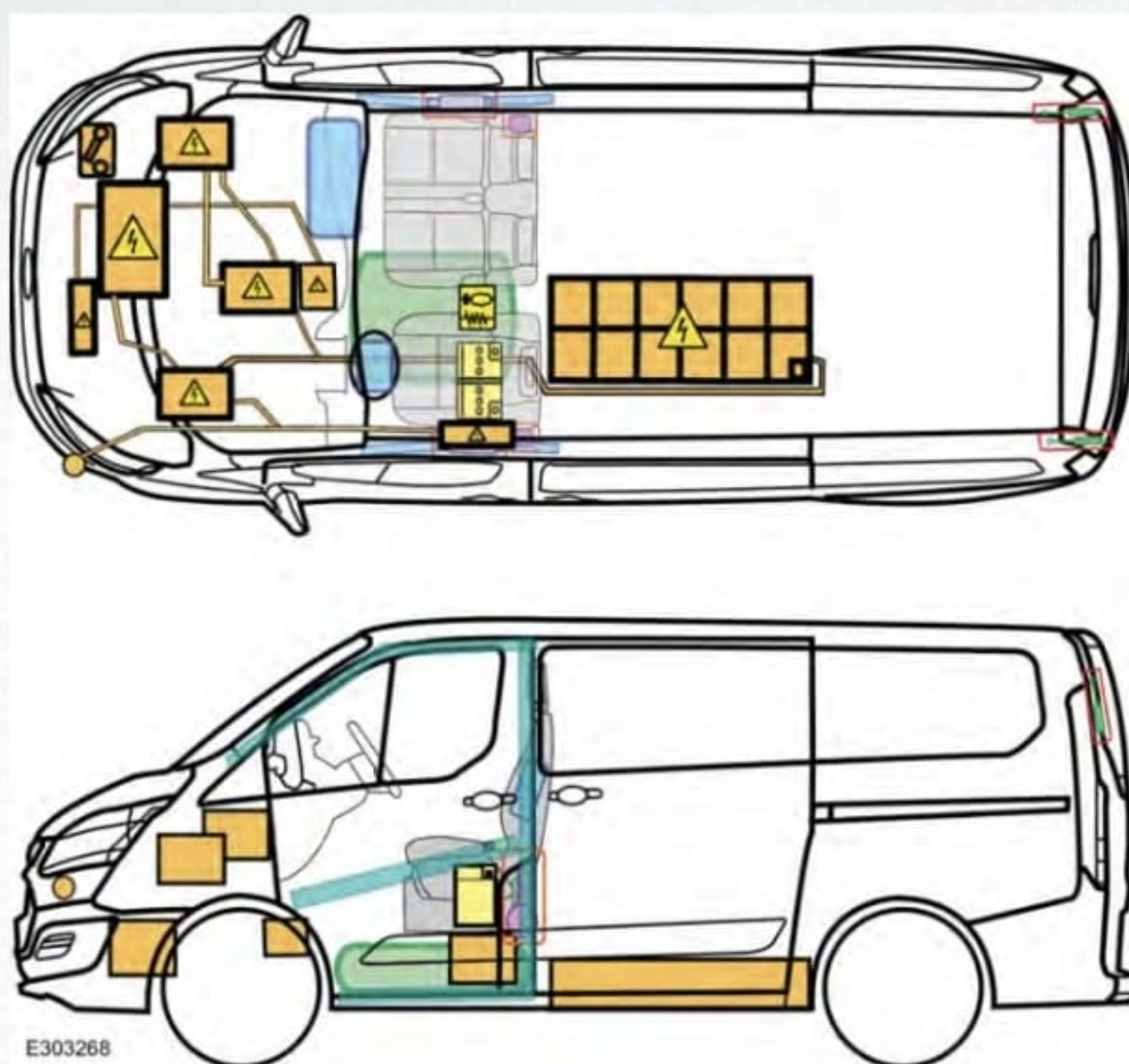


FORD SERVICE

Rescue Cards

FORD **Tourneo Custom PHEV - HEV** 1.0L EcoBoost (90kW/120PS)

09/2019 – >



Legend

T



Airbag



Structural
Reinforce-
ments




Control unit



High-voltage
battery



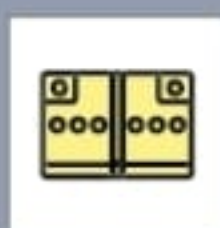
Pedestrian
Protection
System



Gas generator



Active rollover
protection



Battery



High-voltage
wire /
components



Seat belt
tensioner



Gas filled
spring device



Fuel tank



High-voltage
disconnection
point

(Publication Date : 10/2019)

© Ford Motor Company





Ford Tourneo Custom PHEV HEV



FORD SERVICE

Rescue Cards

Method 2

1. Open the hood.



E307063





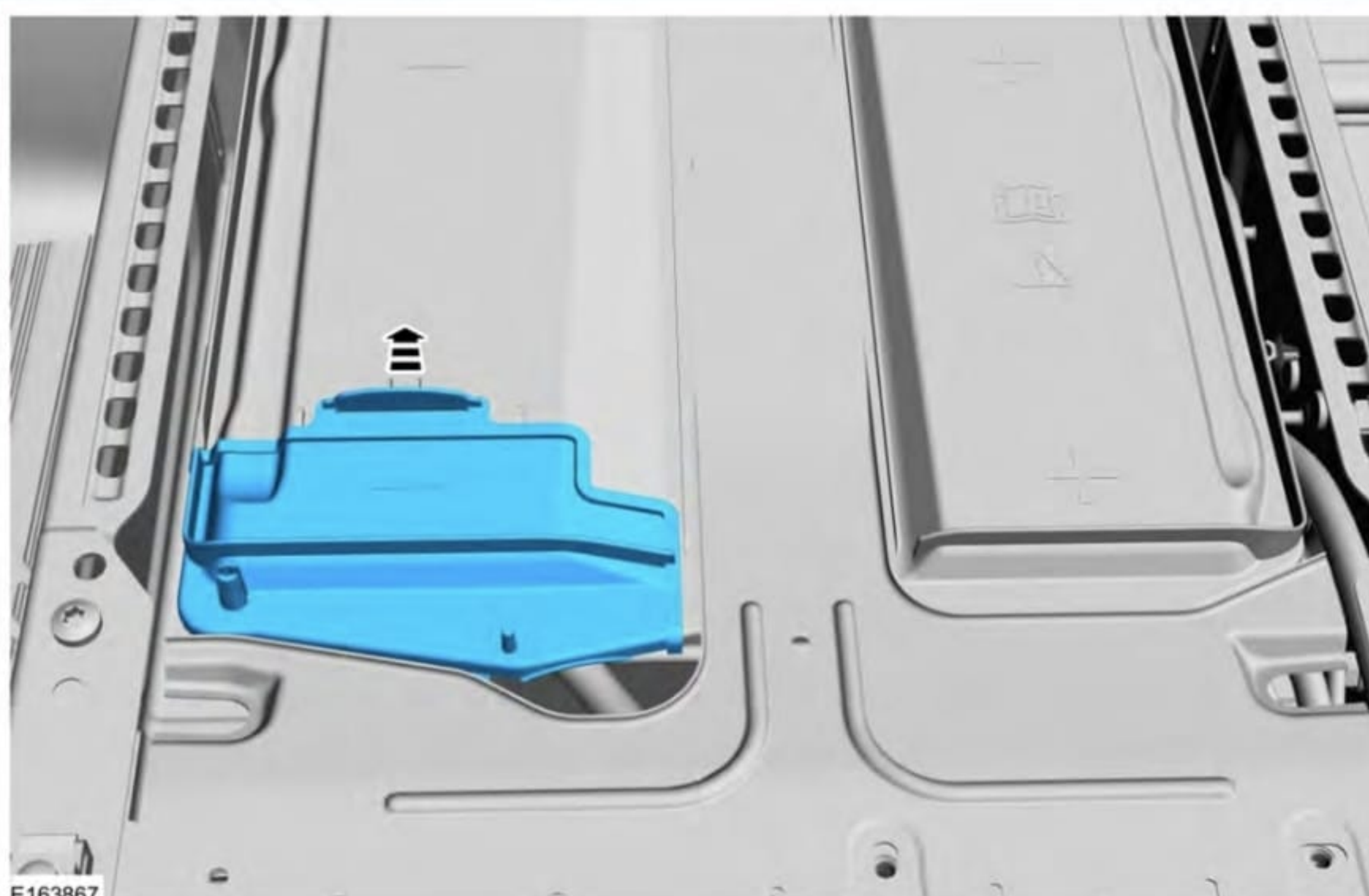
Ford Tourneo Custom PHEV HEV



FORD SERVICE

Rescue Cards

6.



E163867





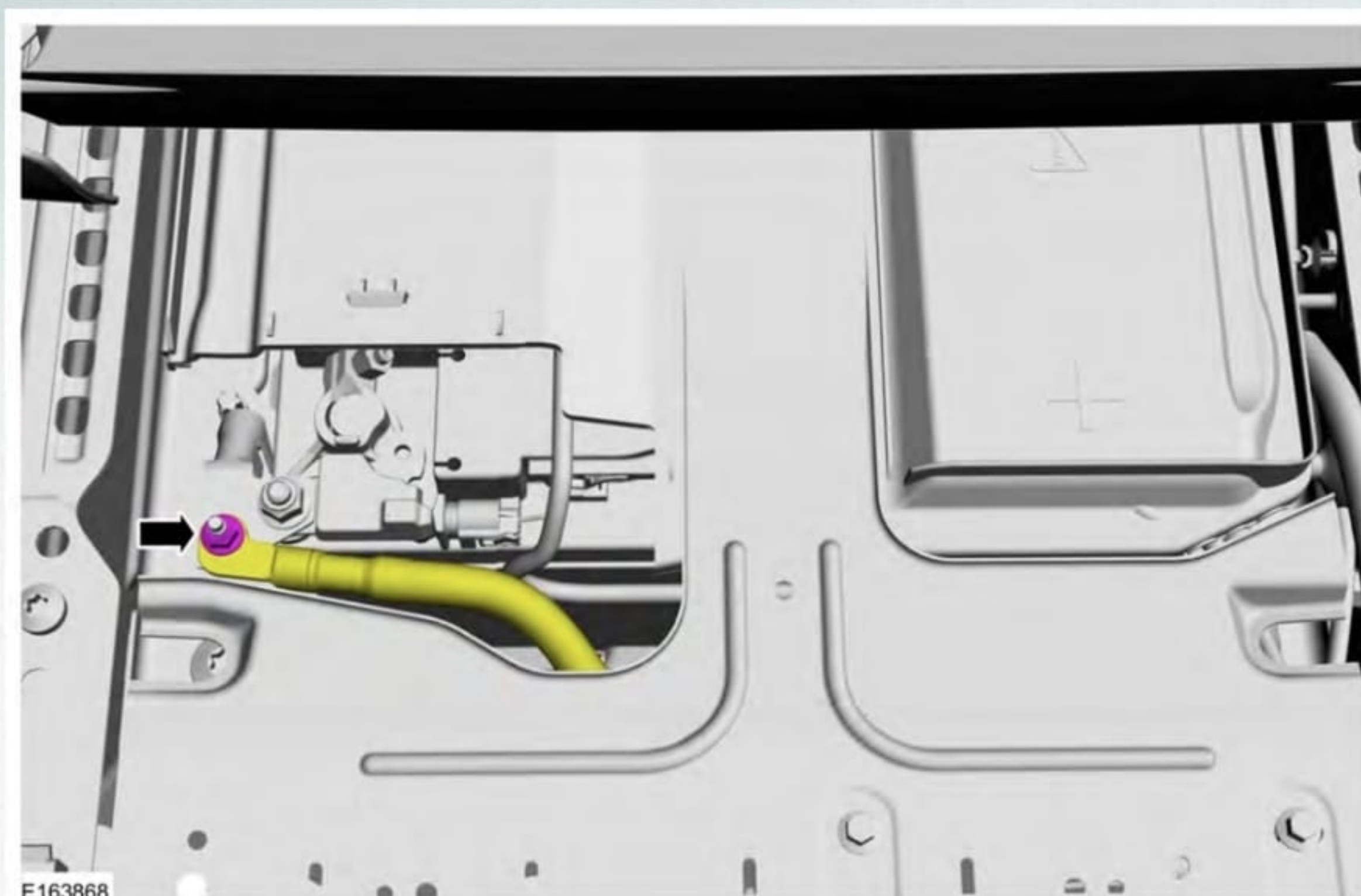
Ford Tourneo Custom PHEV HEV



FORD SERVICE

Rescue Cards

7. Disconnect the 12V battery cable.





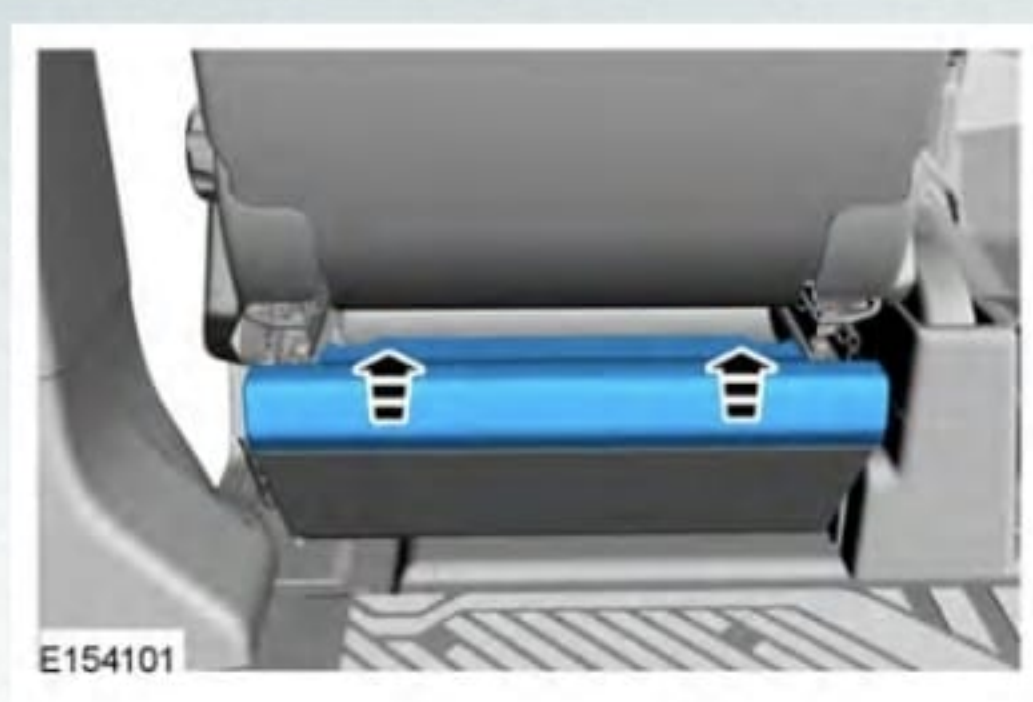
Ford Tourneo Custom PHEV HEV



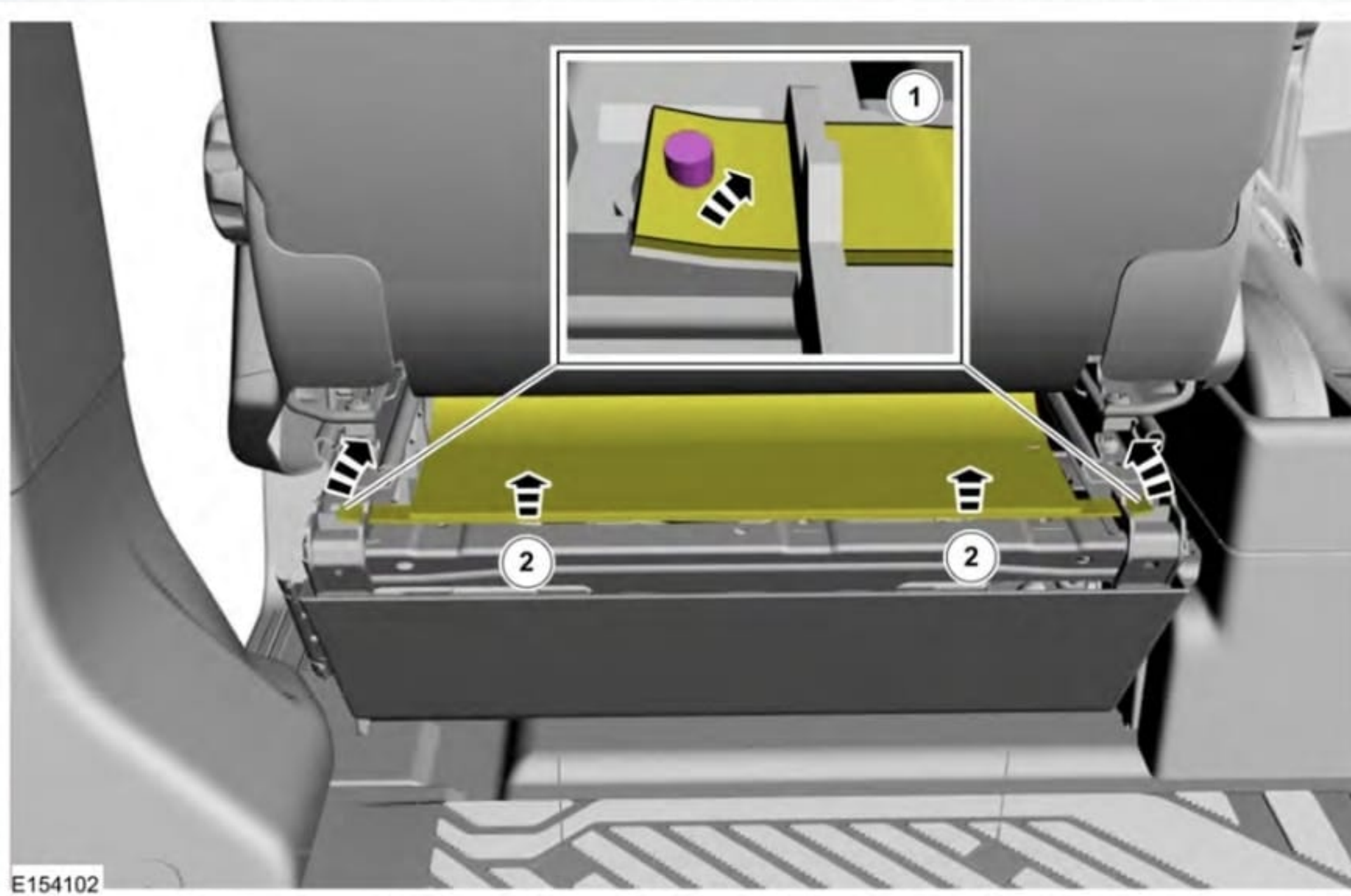
FORD SERVICE

Rescue Cards

4.



5.





Ford Tourneo Custom PHEV HEV



FORD SERVICE

Rescue Cards

2. If the High-Voltage system is active, switch the ignition off.



3.





Ford Tourneo Custom PHEV HEV



FORD SERVICE

Rescue Cards

Personal Protective Equipment (PPE) safety gear. Remove all metallic jewelry, including watches and rings. Failure to follow these instructions may result in serious personal injury or death.

Ignition is in the OFF Position — Any time the ignition is in the OFF position (and the vehicle is not being charged), the high-voltage system is deactivated.

Service Disconnect — Whenever the service disconnect is removed, the high-voltage system is disabled.

HIGH-VOLTAGE SYSTEM Deactivation

Method 1

If it is not possible to get access to the 12V battery go to Method 2.

1. Check the high-voltage system for power.





Ford Tourneo Custom PHEV HEV



FORD SERVICE

Rescue Cards

VIN POSITIONS 1, 2, 3, 4, 5, 6, 7, 8, 9 and 10	VEHICLE
WF0MXXTTG H	Transit Custom PHEV
SAMPLE VIN	
WF0MXXTTG H KJ12345	



Identification using Vehicle characteristics



1. HIGH-VOLTAGE charge port

HIGH-VOLTAGE ELECTRICAL DISCONNECT FEATURES

WARNINGS:

-  Removing the service disconnect will disconnect the high-voltage from the vehicle. The high-voltage battery pack will remain live and dangerous. Do not cut the high-voltage battery case. Do not penetrate the high-voltage batteries or case in any way. If possible, isolate and avoid contact with high-voltage vehicle components.
-  Electric vehicles damaged by a crash may have compromised high-voltage safety systems and present a potential high-voltage electrical shock hazard. Exercise caution and wear appropriate





Ford Tourneo Custom PHEV HEV



FORD SERVICE
Rescue Cards

2. Location of the Service Disconnect.



E307064






Ford Tourneo Custom PHEV HEV



FORD SERVICE

Rescue Cards

3. To unlock the Service Disconnect open the red lock and unlock the connector by pressing the latch. Pull the upper part upwards till the 'OFF' writing is visually. It is not possible to remove the sliding part from the header.



(Publication Date : 10/2019)

© Ford Motor Company





Ford Tourneo Custom PHEV HEV



FORD SERVICE

Rescue Cards

HIGH-VOLTAGE SYSTEM Deactivation

Foreword

ALWAYS ASSUME THE VEHICLE'S HIGH-VOLTAGE SYSTEM IS POWERED UP!

BEFORE ACCESSING THE VEHICLE MAKE SURE THAT ANY EXTERNAL POWER SUPPLY IS DISCONNECTED (e.g. electric charger, electric tools). Failure to follow these instructions may result in serious personal injury or death.

ELECTRIC VEHICLE IDENTIFICATION

Identification using the Vehicle Identification Number (VIN)

The 10th digit of the Vehicle Identification Number (VIN) identify the Hybrid vehicle line.

