



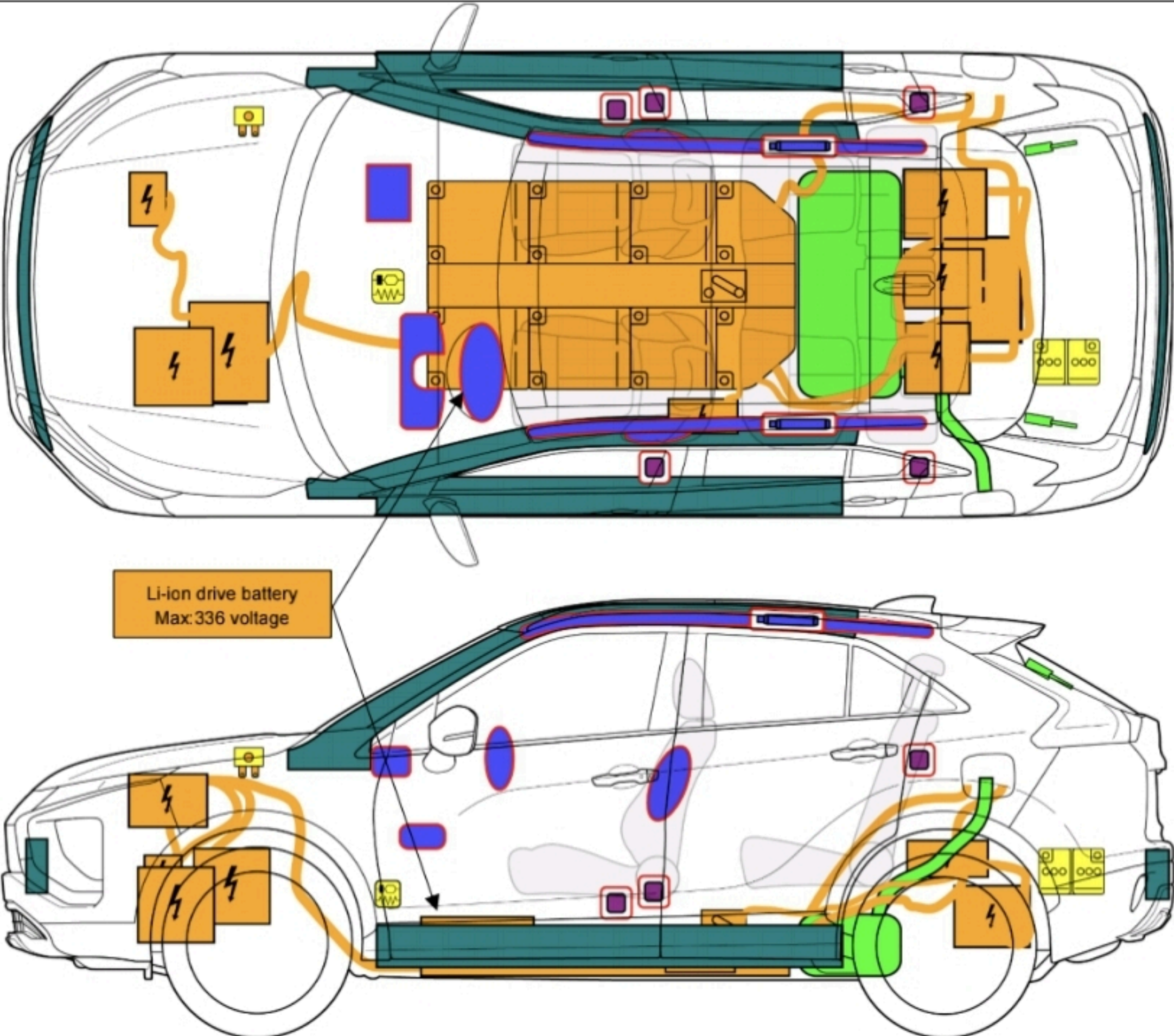






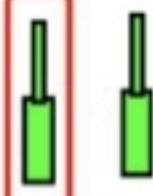


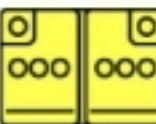













Mitsubishi Eclipse Cross

PHEV



 MITSUBISHI MOTORS		ECLIPSE CROSS (PHEV) Body type: Station wagon Type: GL3W Model year: 2021							
									
 <div>Li-ion drive battery Max:336 voltage</div>									
	Airbag		Stored gas inflator		Seat belt pretensioner		SRS control unit		Pedestrian protection active system
	Automatic rollover protection system		Gas strut / Preloaded spring		High strength zone		Zone requiring special attention		
	Battery low voltage		Ultra capacitor, low voltage		Fuel tank		Gas tank		Safety valve
	High voltage battery pack		High voltage power cable / component		High voltage disconnect		Fuse box disabling high voltage system		Ultra capacitor, high voltage
ID No.					Version No.		Version Date.		Page
GLW-ENRS-EN01					01		1/2021		1/4



Mitsubishi Eclipse Cross PHEV



	ECLIPSE CROSS (PHEV) Body type: Station wagon Type: GL3W Model year: 2021		
--	--	--	--

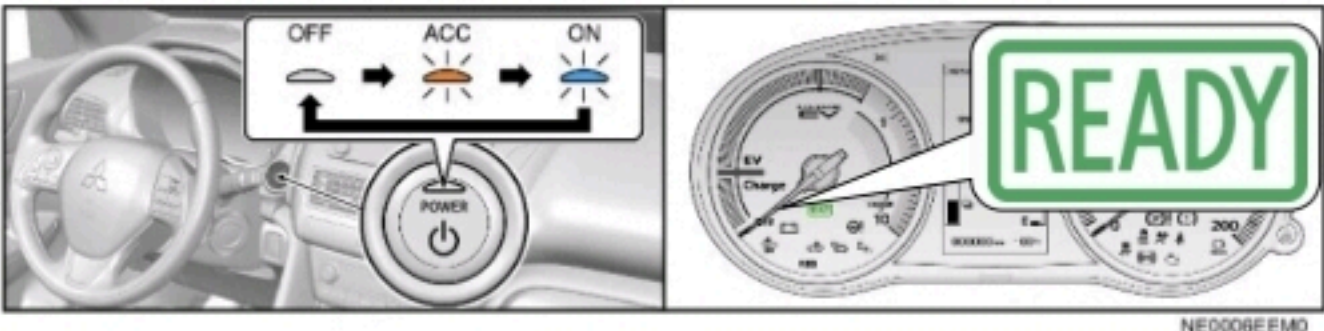
1. Identification / recognition

Features on vehicle exterior



2. Immobilisation / stabilization / lifting

How to determine if vehicle is ON / OFF



Support positions for Jack and Lift

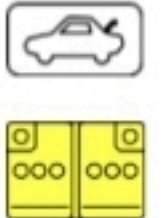


3. Disable direct hazards / safety regulations

1. How to disconnect the 12V auxiliary battery negative terminal



Wait 1 minutes
after turning off the
POWER SWITCH.

1m



2. How to disconnect the “Power unit control” fuse

If you cannot locate this fuse, remove all fuses and relays in the fuse box.



3. Use insulating Personal Protective Equipment (PPE) (Rubber insulating gloves, Rubber soled insulating)



4. How to shut down High voltage (pull out the service plug)

Next page

Wait 5 minutes
after disconnecting the
12V auxiliary battery
negative terminal

5m


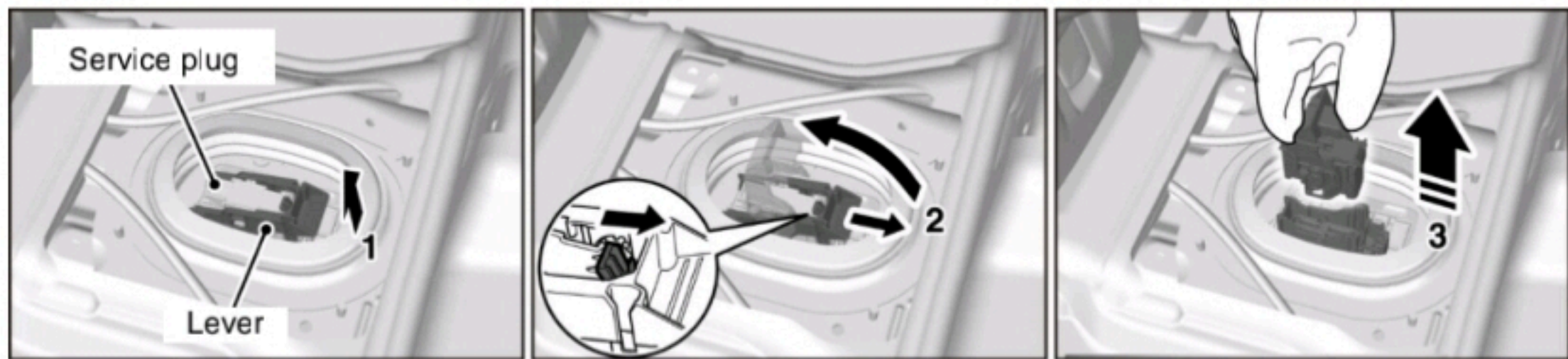


NE0015EEM0

	ID No.	Version No.	Version Date.	Page
	GLW-ENRS-EN01	01	1/2021	2/4

© MITSUBISHI MOTORS CORPORATION. All rights reserved.

	ECLIPSE CROSS (PHEV) Body type: Station wagon Type: GL3W Model year: 2021		
--	--	--	--



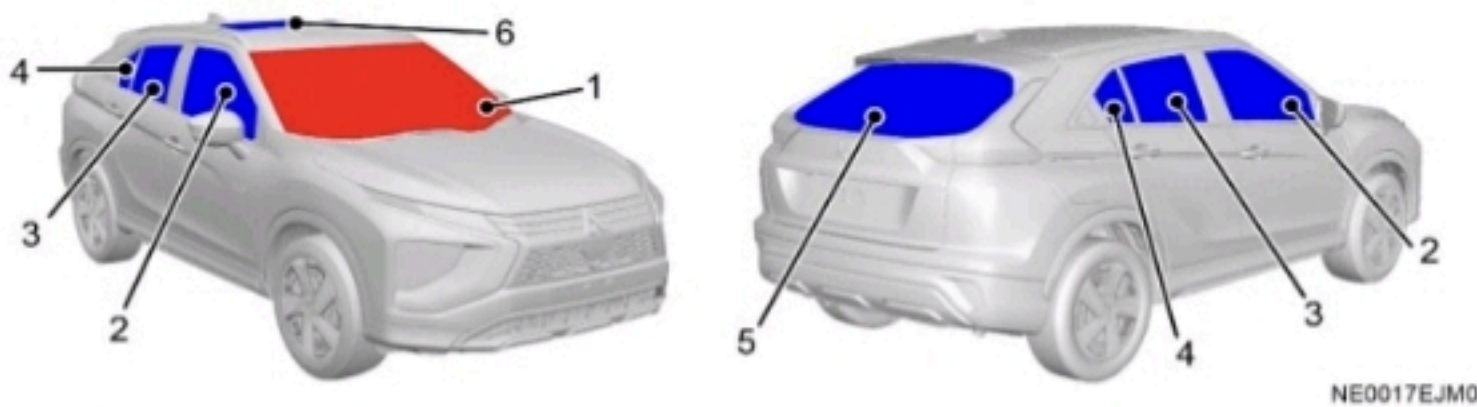


Mitsubishi Eclipse Cross PHEV



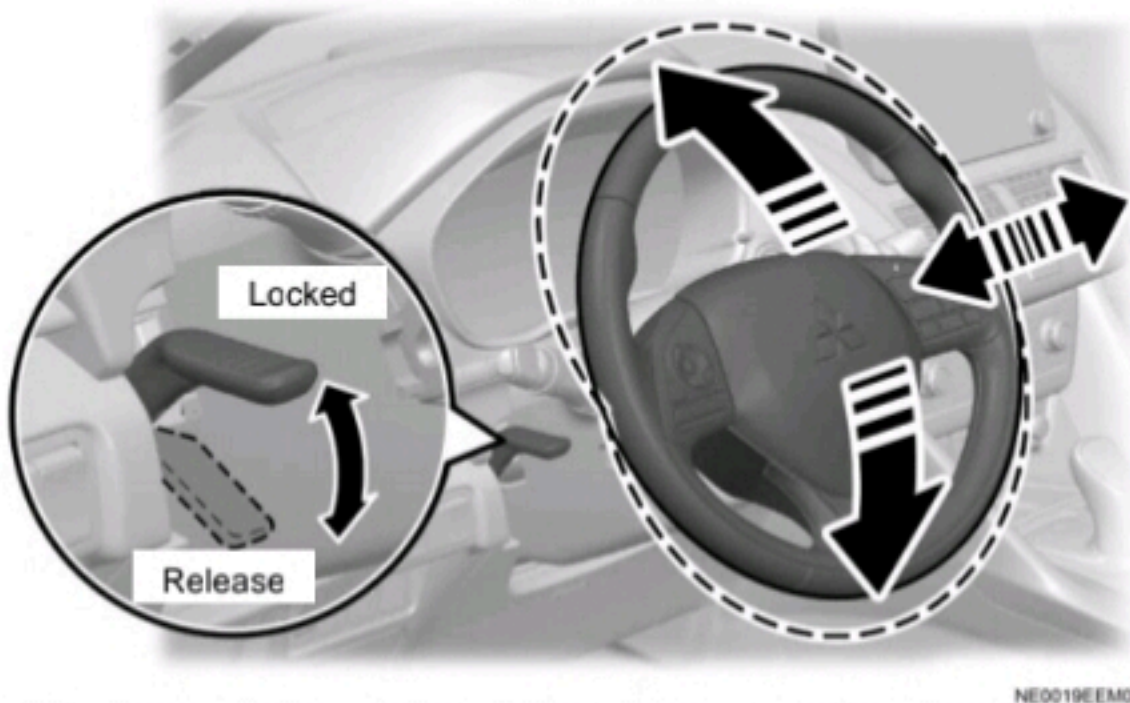
4. Access to the occupants

Windows



1 : Laminated glass
2 – 6 : Tempered glass

Steering adjustment



Seat adjustment



Manual Seat

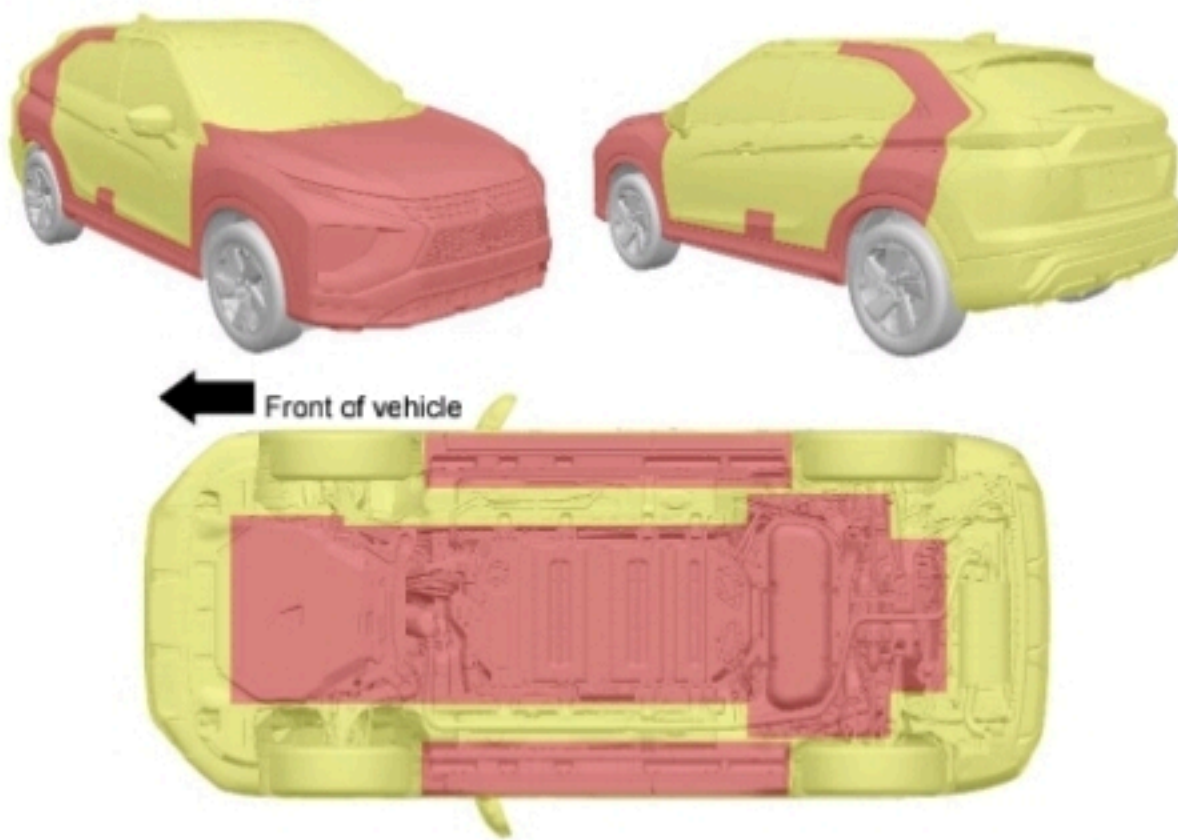
- 1 : Forward or backward
- 2 : Recline the seatback
- 3 : Seat height (driver's side only)

Power Seat

- 1 : Forward or backward
- 2 : Recline the seatback
- 3 : Seat cushion angle
- 4 : Seat height

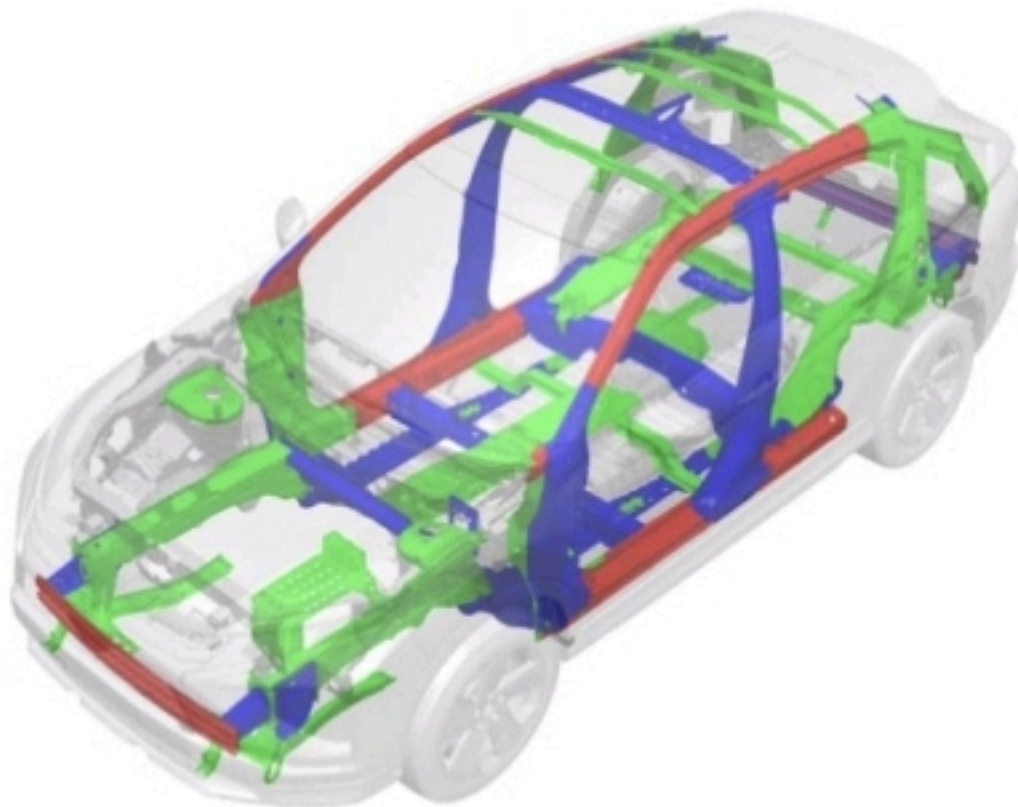
Vehicle CUT Zones

- CUT ZONE**
- Risk of high voltage shock and airbag deployment**



High-tensile and Ultra-high-tensile steel panels location

- 440Mpa
- 590Mpa
- 980Mpa
- 1180Mpa



	ID No.	Version No.	Version Date.	Page
	GLW-ENRS-EN01	01	1/2021	3/4

© MITSUBISHI MOTORS CORPORATION. All rights reserved.

	ECLIPSE CROSS (PHEV) Body type: Station wagon Type: GL3W Model year: 2021		
--	--	--	--

5. Stored energy / liquids / gases / solids

Fluids / gases used in this vehicle

	Fuel tank	45 liters		12V auxiliary battery	LN2 (59Ah)
	Li-ion drive battery	13.8 kWh		Refrigerant (air conditioner)	HFO-1234yf: 495 – 535 g



6. In case of fire

1. Vehicle fire

In case of vehicle fire, alert fire department immediately and start extinguishing the fire.

2. Fire-extinguishing



Use ABC powder or large quantity water to extinguish the fire


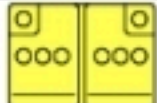


WARNING;
• Never use seawater or any water containing salt.



 MITSUBISHI MOTORS	ECLIPSE CROSS (PHEV) Body type: Station wagon Type: GL3W Model year: 2021		
--	--	--	--

5. Stored energy / liquids / gases / solids

Fluids / gases used in this vehicle

	Fuel tank	45 liters		12V auxiliary battery	LN2 (59Ah)
	Li-ion drive battery	13.8 kWh		Refrigerant (air conditioner)	HFO-1234yf: 495 – 535 g



6. In case of fire

1. Vehicle fire

In case of vehicle fire, alert fire department immediately and start extinguishing the fire.

2. Fire-extinguishing



Use ABC powder or large quantity water to extinguish the fire

WARNING;

- Never use seawater or any water containing salt.



7. In case of submersion

Submerged Vehicle

- If the vehicle is submerged or partially submerged, first pull the occupants out of the vehicle and water.
- Then shut down the high voltage system. (Refer to **3.-2. How to disconnect the “Power unit control” fuse** and **3.-4. How to shut down High voltage (pull out the service plug)**)
- If the vehicle is submerged, the drive battery may generate flammable hydrogen gas.
- If the vehicle is submerged, water may enter the drive battery.



8. Towing / transportation / storage
















How to Transport



9. Important additional information

For the detail, please refer to Emergency Response Guide.

10. Explanation of pictograms used

	Keyless operation key distance		Warning, Electricity		Risk of damaging human health
	Caution		Warning, low temperature		Risk of flammability
	Open Hood		Service plug		Risk of an explosion
	Open Tailgate		Fuse box disabling high voltage		Risk of corrosive material / substances
	Air-conditioning component		Use water to extinguish the fire		Use ABC powder to extinguish the fire
		ID No. GLW-ENRS-EN01	Version No. 01	Version Date. 1/2021	Page 4/4