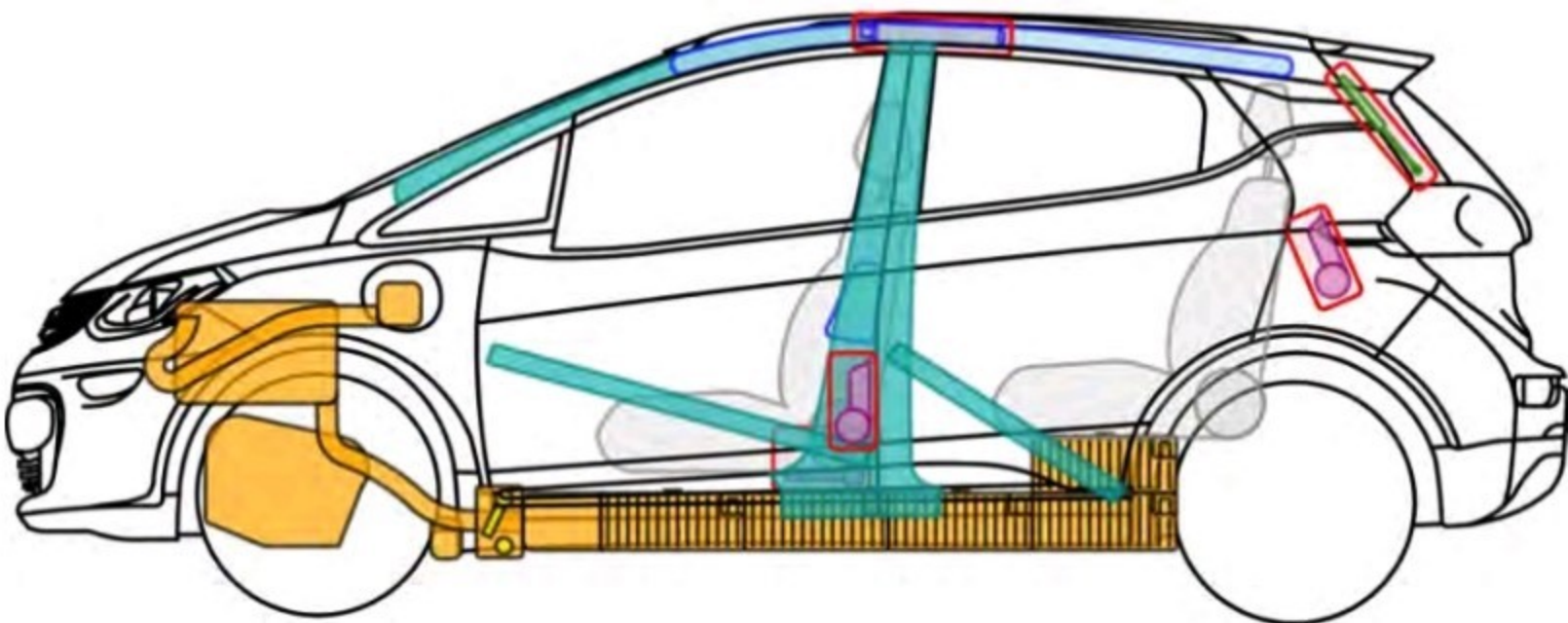
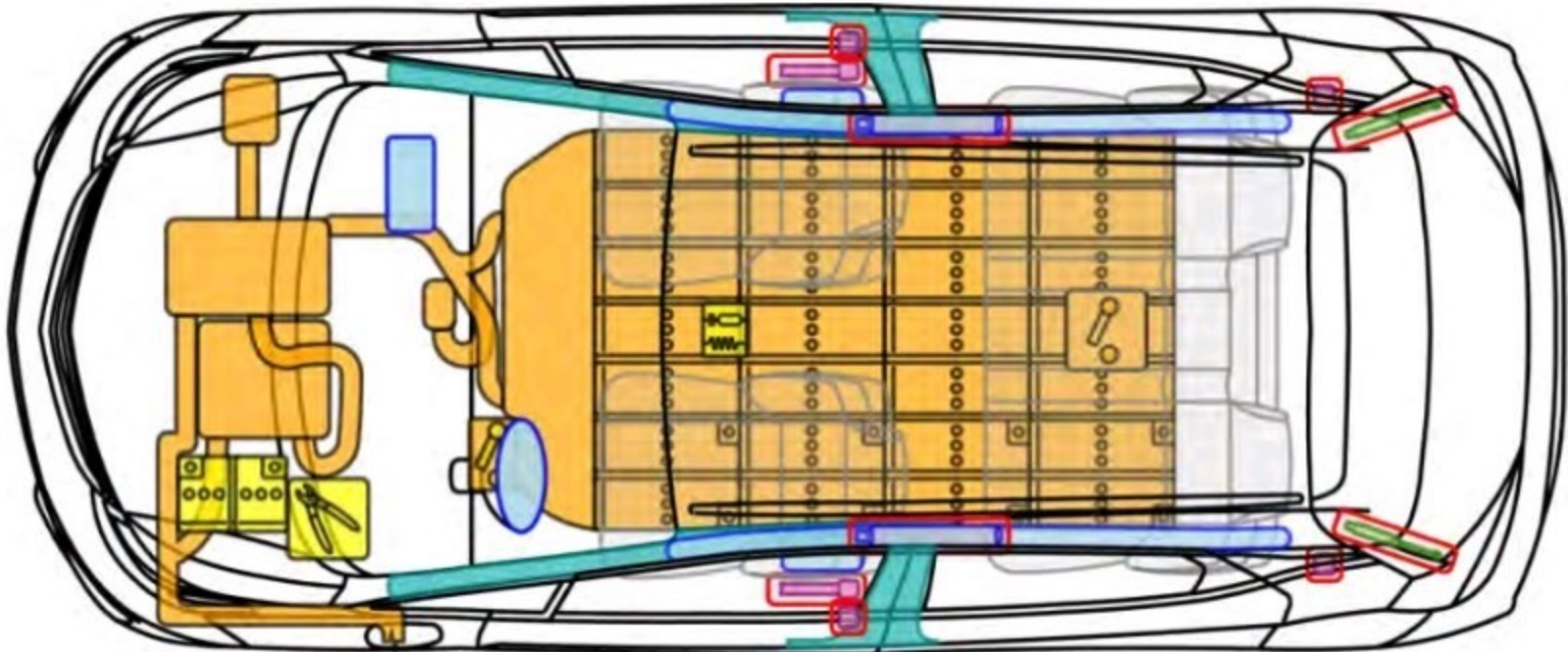




Opel Ampera

Ampera - e

5-door
Year of production 2017 →



Legend

	Airbag		Stored gas inflator		Seat belt pretensioner		SRS control unit		
			Gas strut / Preloaded spring		High strength zone				
	Battery low voltage								
	High voltage battery pack		High voltage power cable / component		High voltage disconnect				

Ampera - e

Year of production 2017 à



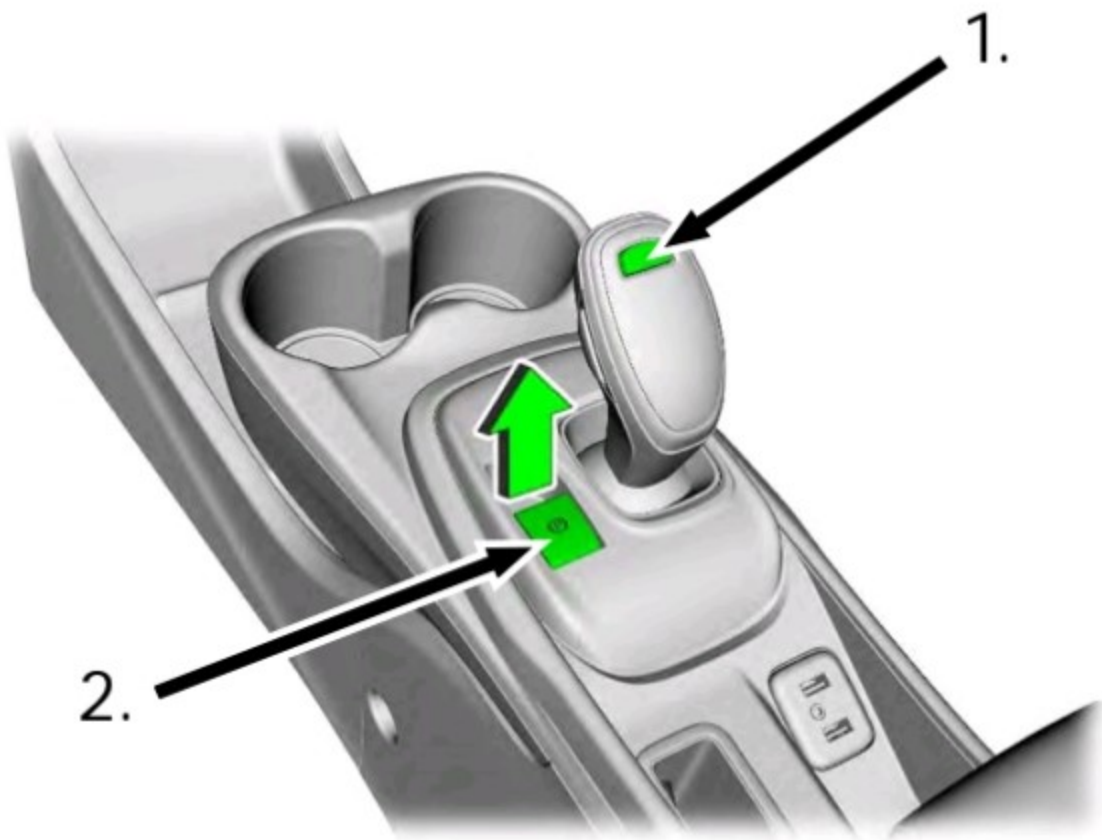
Secure the vehicle against rolling away

1. Press button "P".



Opel Ampera

Secure the vehicle against rolling away



1. Press button "P", ensure that the vehicle does not move.
2. Pull up the switch of the electrical parking brake (arrow) for longer than one second.

- Loosen the parking brake: Apply the brake pedal and press switch (2.).

Important information for deactivating the high voltage (HV) and restraint system

- After an accident with rollover and / or airbag deployment the high voltage system (HV) is automatically deactivated.
- The high voltage battery gets electrically separated from the drive system.
- **The energy in the high voltage battery is still available!**
- Orange-colored cables / components are high voltage parts.
- Yellow marked parts are 12 volt components.
- Always extinguish fire with plenty of water.

Ampera - e

Year of production 2017 à



Index

- | | |
|-------------------------------------------|--------|
| • Secure the vehicle against rolling away | page 2 |
| • Important information for deactivation | page 2 |



Opel Ampera

A m p e r a - e

Year of production 2017 à



Index

- | | |
|-----------------------------------------------------------------------------------------------|------------|
| • Secure the vehicle against rolling away | page 2 |
| • Important information for deactivation | page 2 |
| • Deactivating high voltage / restraint systems
<u>Standard method:</u>
Interior | page 4 |
| • Deactivating high voltage system <u>only</u>
<u>Alternative methods:</u>
A. Rear seat | page 5-8 |
| B. Engine compartment | page 9-10 |
| C. Vehicle underbody | page 11-12 |
| • HV Battery: Views and facts | page 13 |
| • Towing / recovery of the vehicle | page 14 |
| • Hotline-numbers | page 15 |
| • Further information | page 16 |

A m p e r a - e

Year of production 2017 à



Deactivating high voltage / restraint systems
Standard method: Interior



Opel Ampera

Ampera - e

Year of production 2017 à

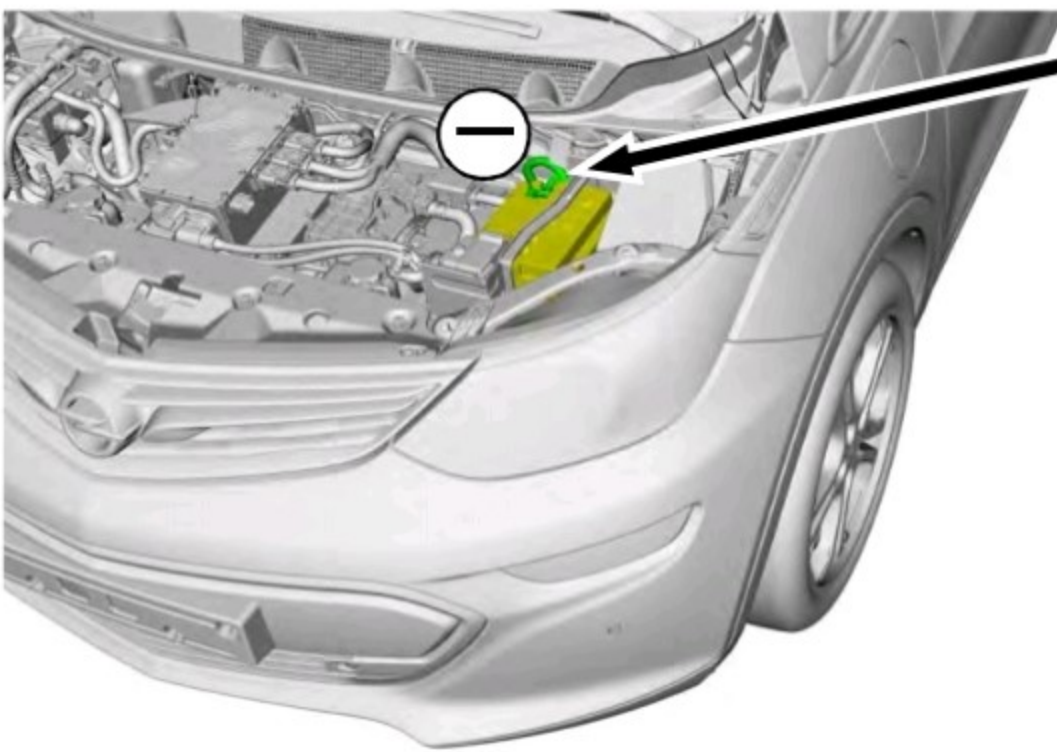


Deactivating high voltage / restraint systems

Standard method: Interior

Attention:
Follow the sequence!

1. Press the button 'Power ON/OFF' until the 'blue light' is off.
2. If possible remove vehicle key > 5 meter from vehicle.
3. Disconnect the negative pole (-) of the 12 volt battery.
4. Visual check: Button 'Power ON/OFF' has to be unlighted.
5. Wait one minute, until control unit of restraint systems is safe.



Attention: If the 12 volt battery can not be disconnected, the vehicle restraint systems are still active!

Ampera - e

Year of production 2017 à



Deactivating high voltage system only

Alternative method A: Rear seat



Opel Ampera

Ampera - e

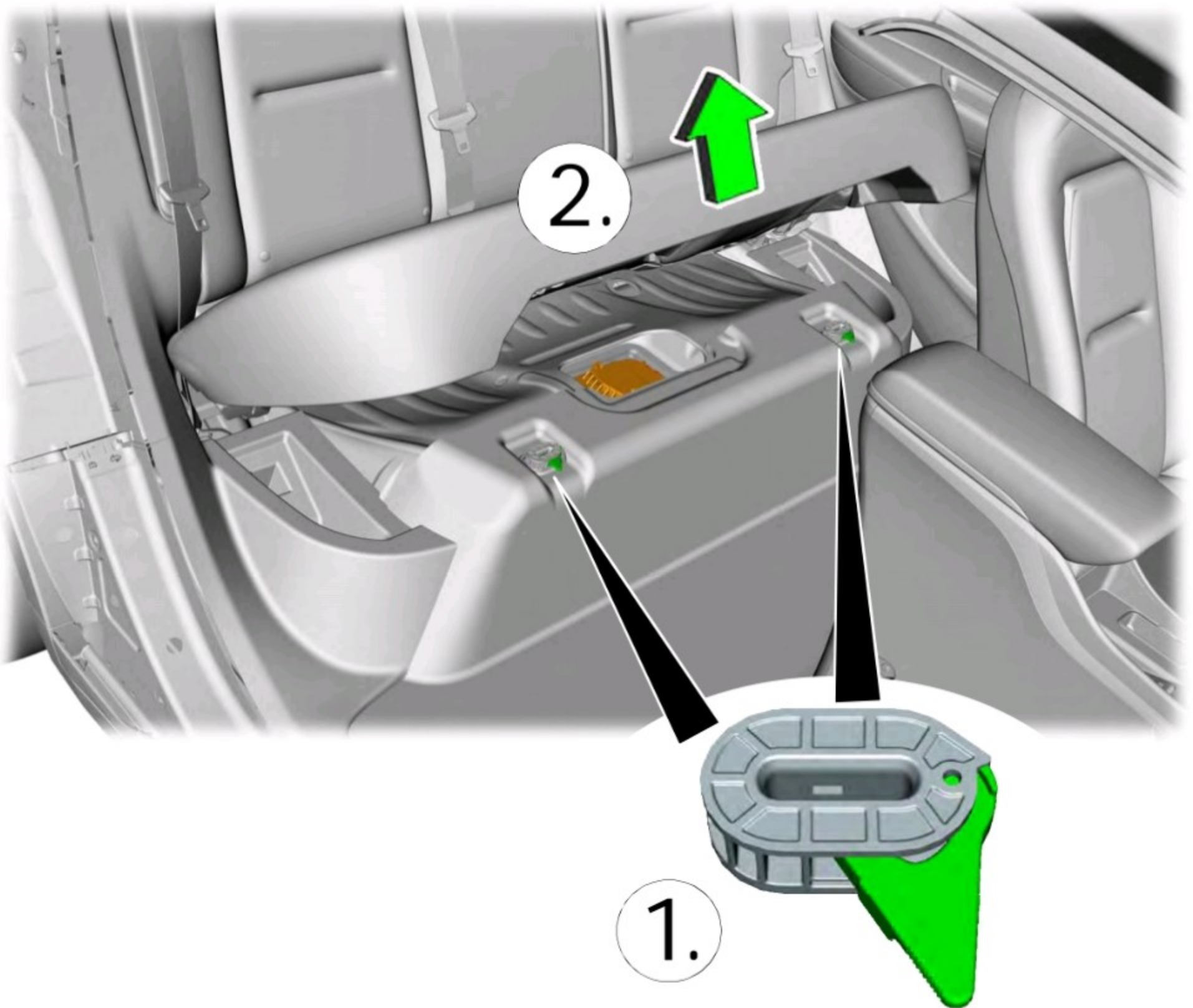
Year of production 2017 à



Deactivating high voltage system only
Alternative method A: Rear seat

The manual service disconnect (MSD) is located in the center under the rear seat.

1./5



Ampera - e

Year of production 2017 à



Deactivating high voltage system only
Alternative method A: Rear seat



Opel Ampera


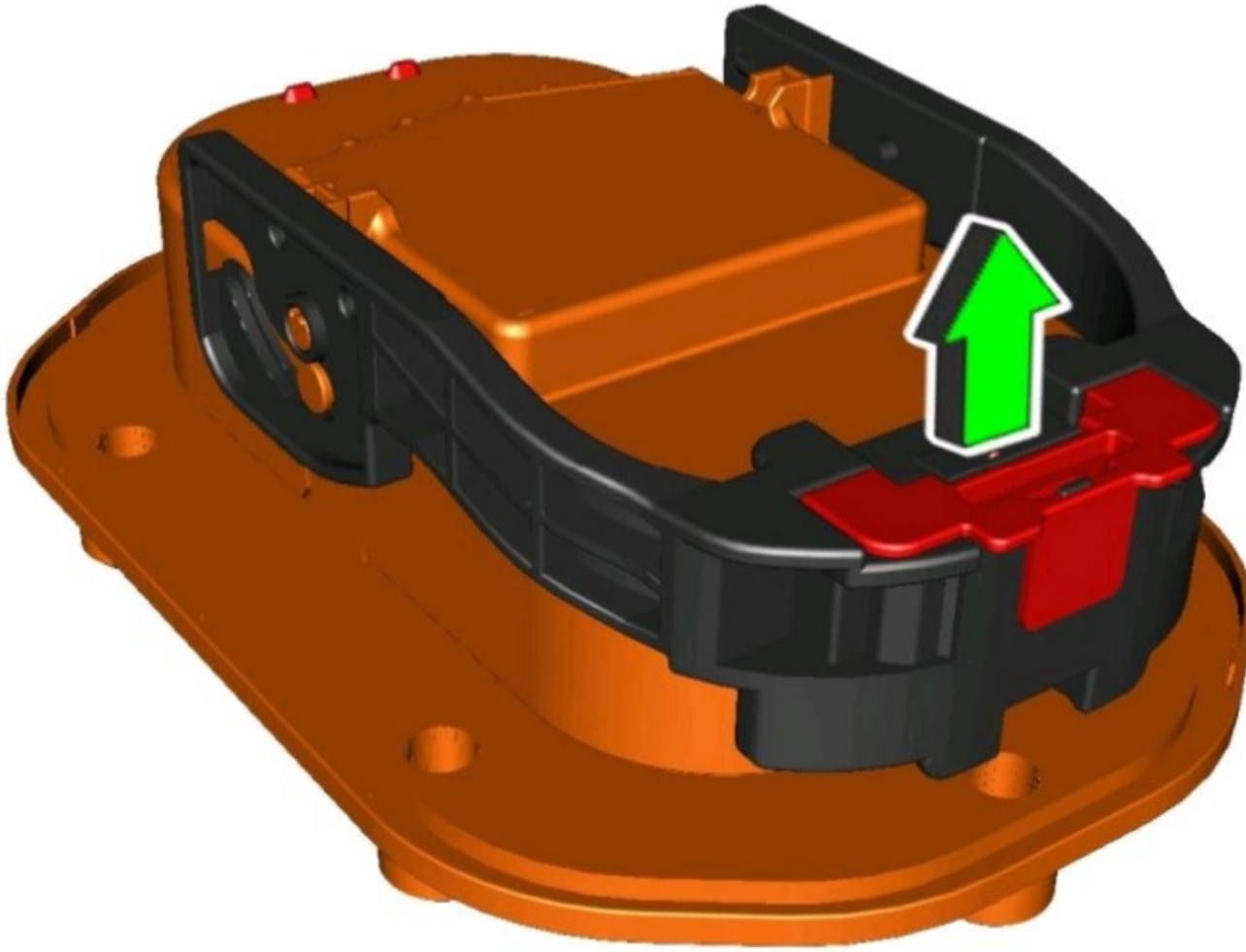
Ampera - e

Year of production 2017 à



Deactivating high voltage system only
Alternative method A: Rear seat

2./5



6 / 16

Version 4.3b / 2017

© Opel Automobile GmbH

Ampera - e

Year of production 2017 à



Deactivating high voltage system only
Alternative method A: Rear seat



Opel Ampera

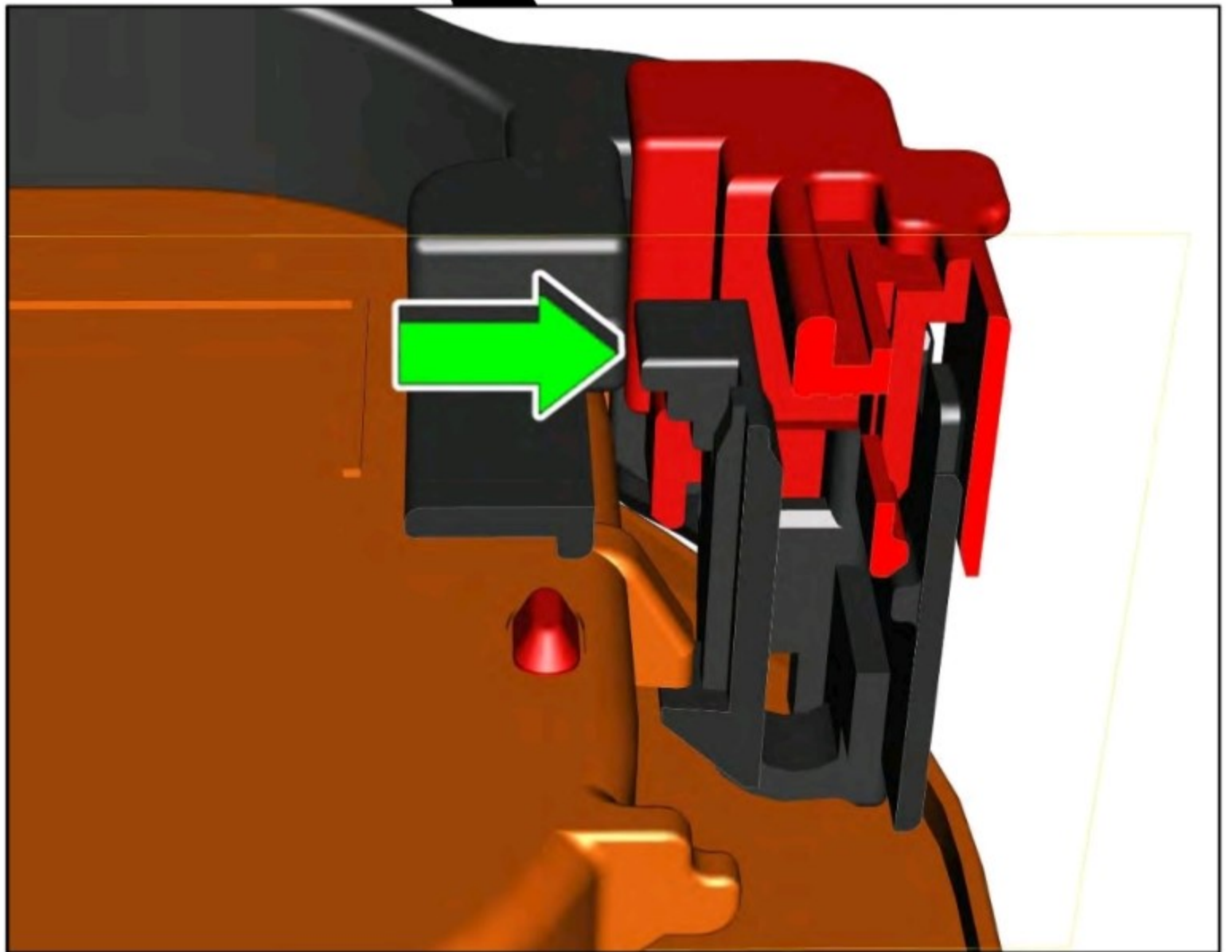
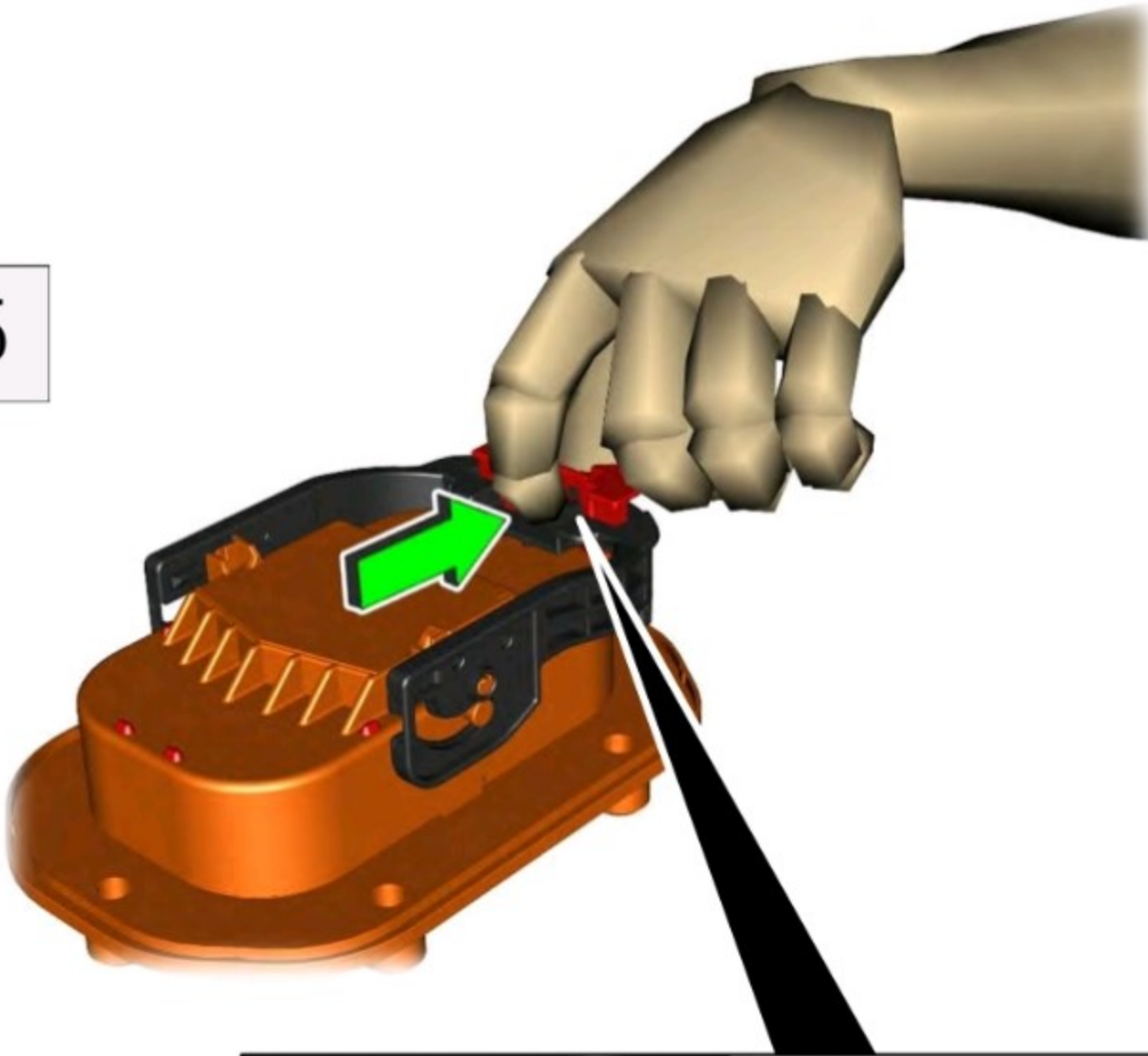
Ampera - e

Year of production 2017 à



Deactivating high voltage system only
Alternative method A: Rear seat

3./5



7 / 16

Version 4.3b / 2017

© Opel Automobile GmbH

Ampera - e

Year of production 2017 à



Deactivating high voltage system only
Alternative method A: Rear seat



Opel Ampera

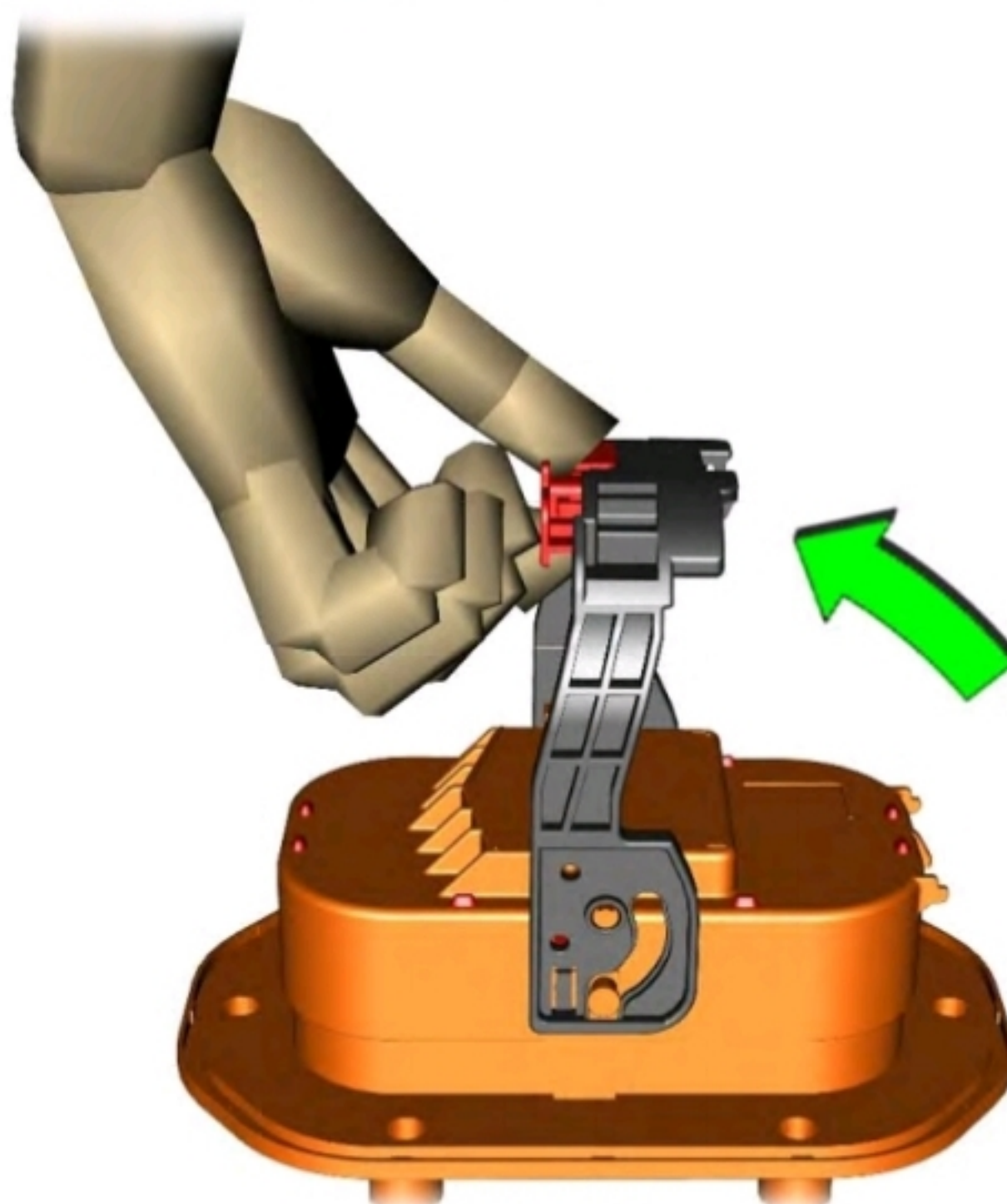
Ampera - e

Year of production 2017 à




Deactivating high voltage system only
Alternative method A: Rear seat

4./5



5./5



8 / 16

Version 4.3b / 2017

© Opel Automobile GmbH

Ampera - e

Year of production 2017 à



Deactivating high voltage system only
Alternative method B: Engine compartment



Opel Ampera

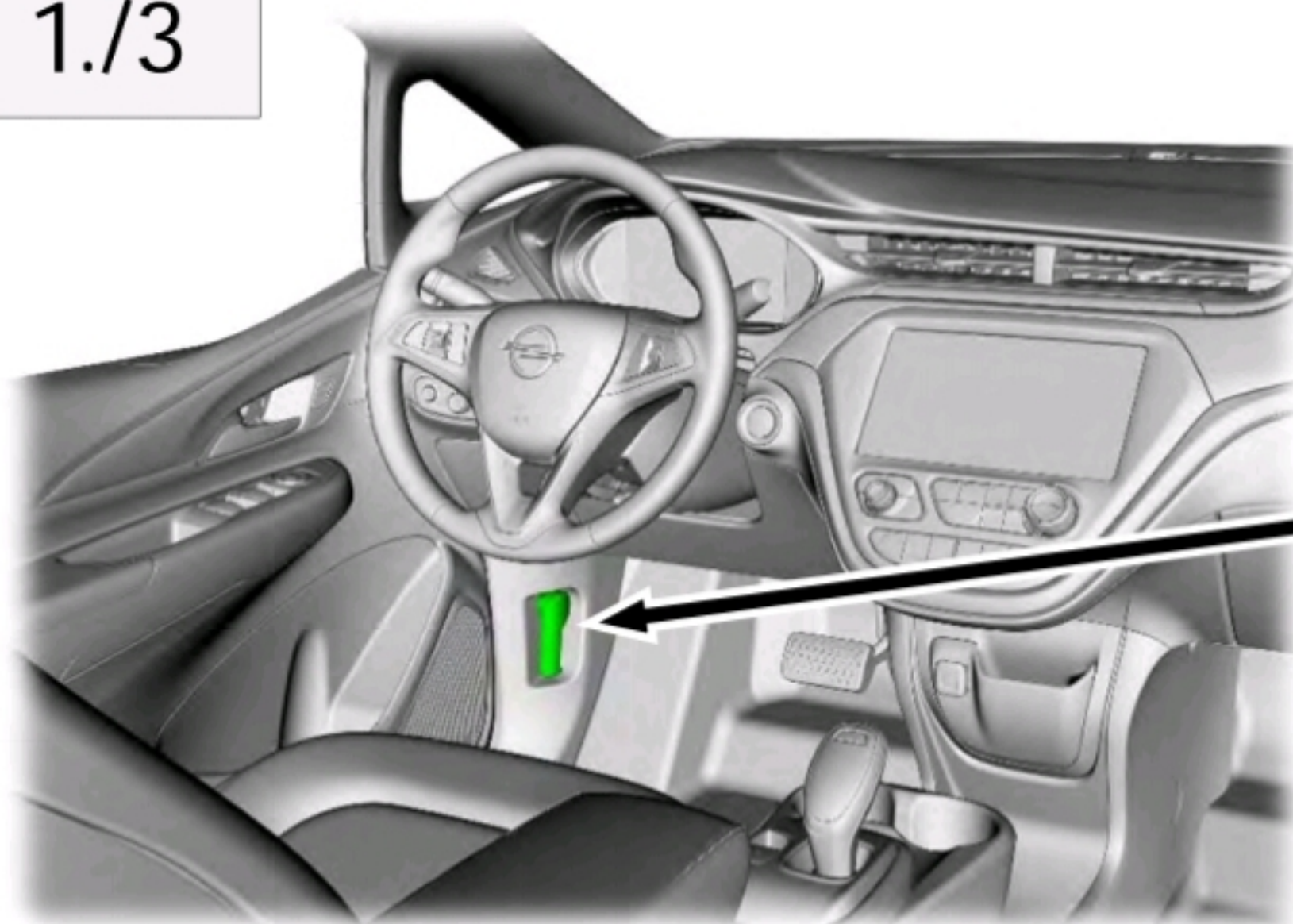
Ampera - e

Year of production 2017 à




Deactivating high voltage system only
Alternative method B: Engine compartment

1./3



unlatch
engine hood

2./3



open engine
hood

Ampera - e

Year of production 2017 à



Deactivating high voltage system only
Alternative method B: Engine compartment



Opel Ampera


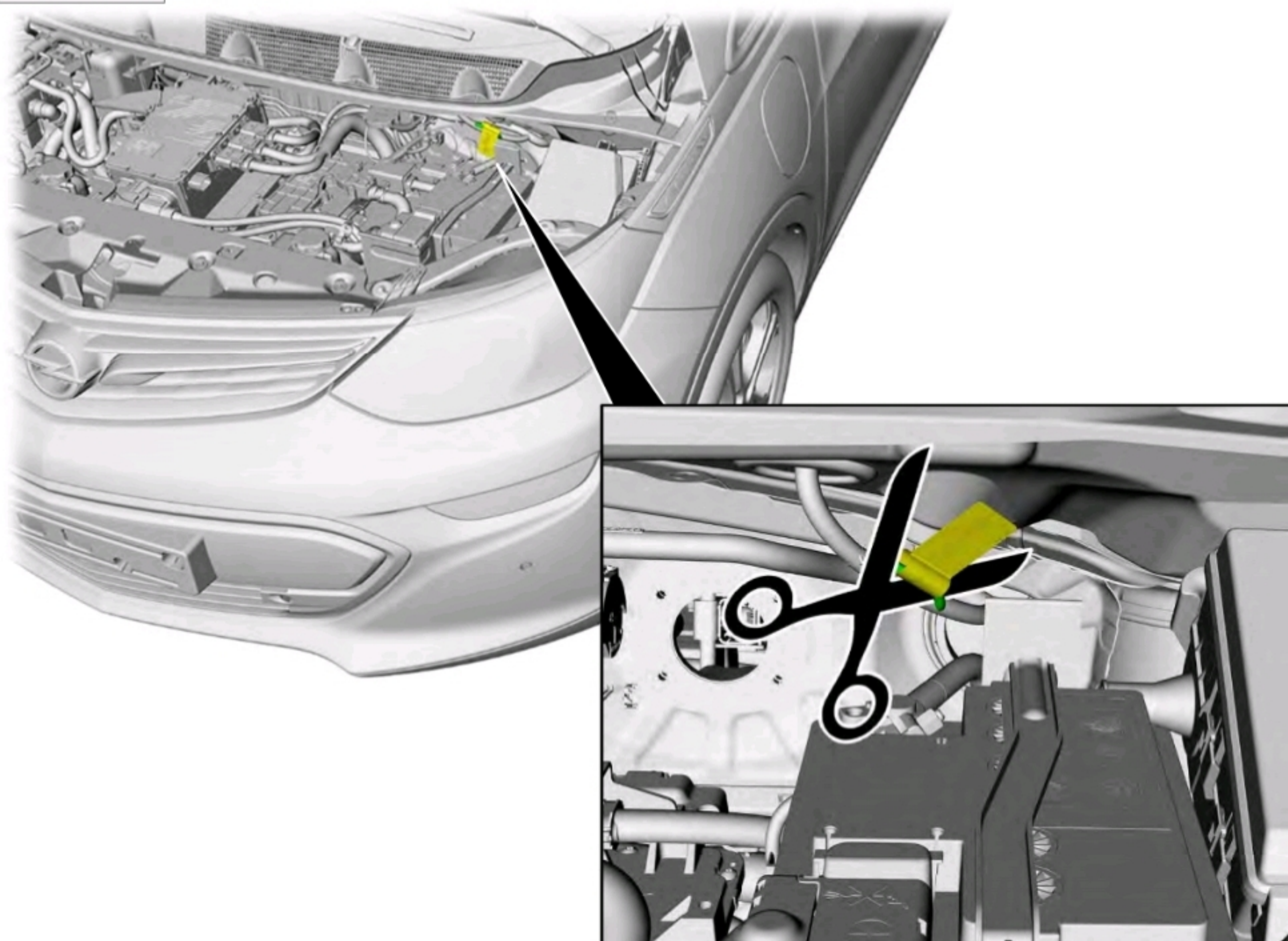
A m p e r a - e

Year of production 2017 à



Deactivating high voltage system only
Alternative method B: Engine compartment

3./3



Cut cable (12 volt) which is labelled with a yellow tag.

A m p e r a - e

Year of production 2017 à



Deactivating high voltage system only
Alternative method C: Vehicle underbody



Opel Ampera


Ampera - e

Year of production 2017 à

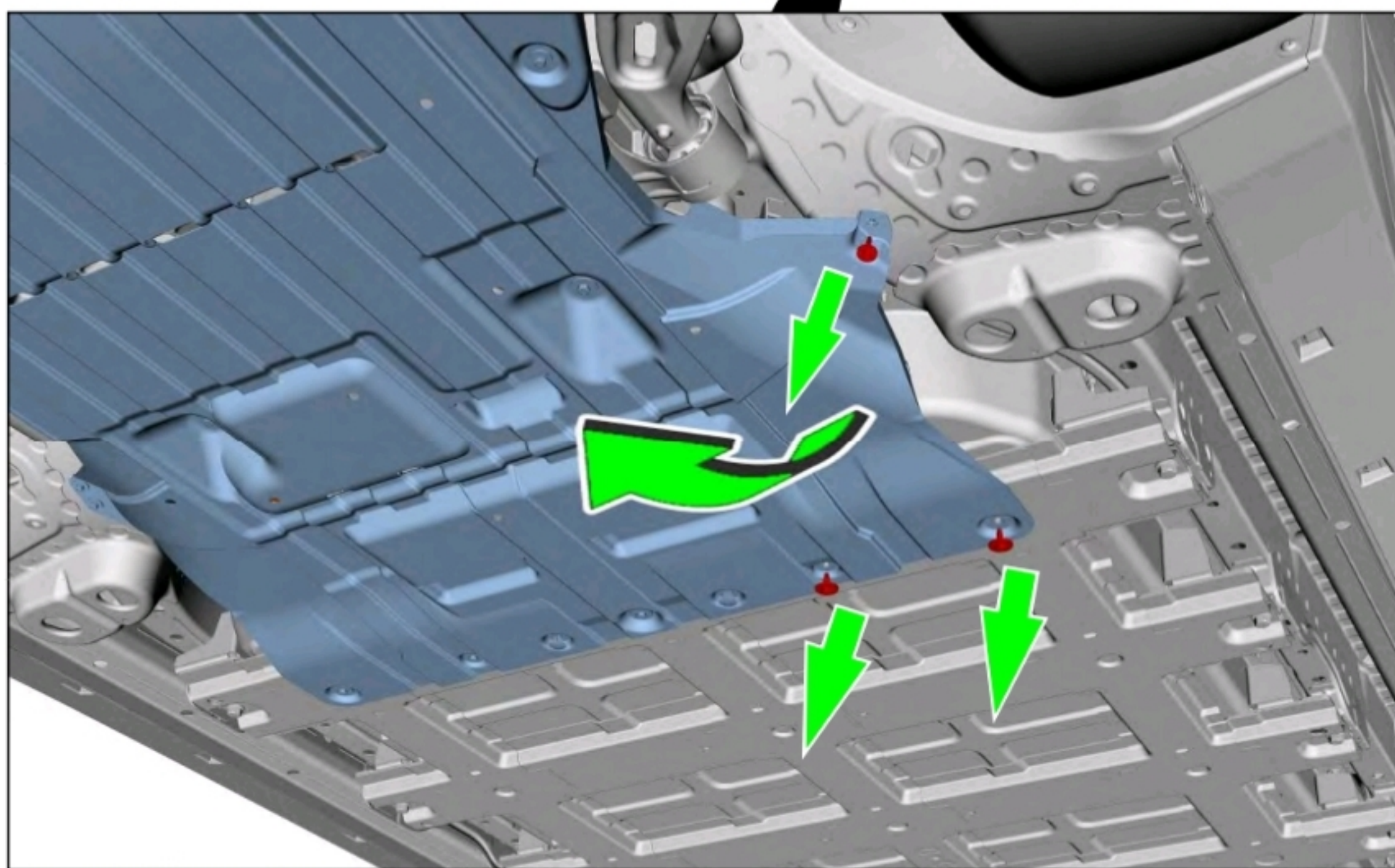


Deactivating high voltage system only
Alternative method C: Vehicle underbody

1./3



2./3



11 / 16

Version 4.3b / 2017

© Opel Automobile GmbH

Ampera - e

Year of production 2017 à



Deactivating high voltage system only
Alternative method C: Vehicle underbody



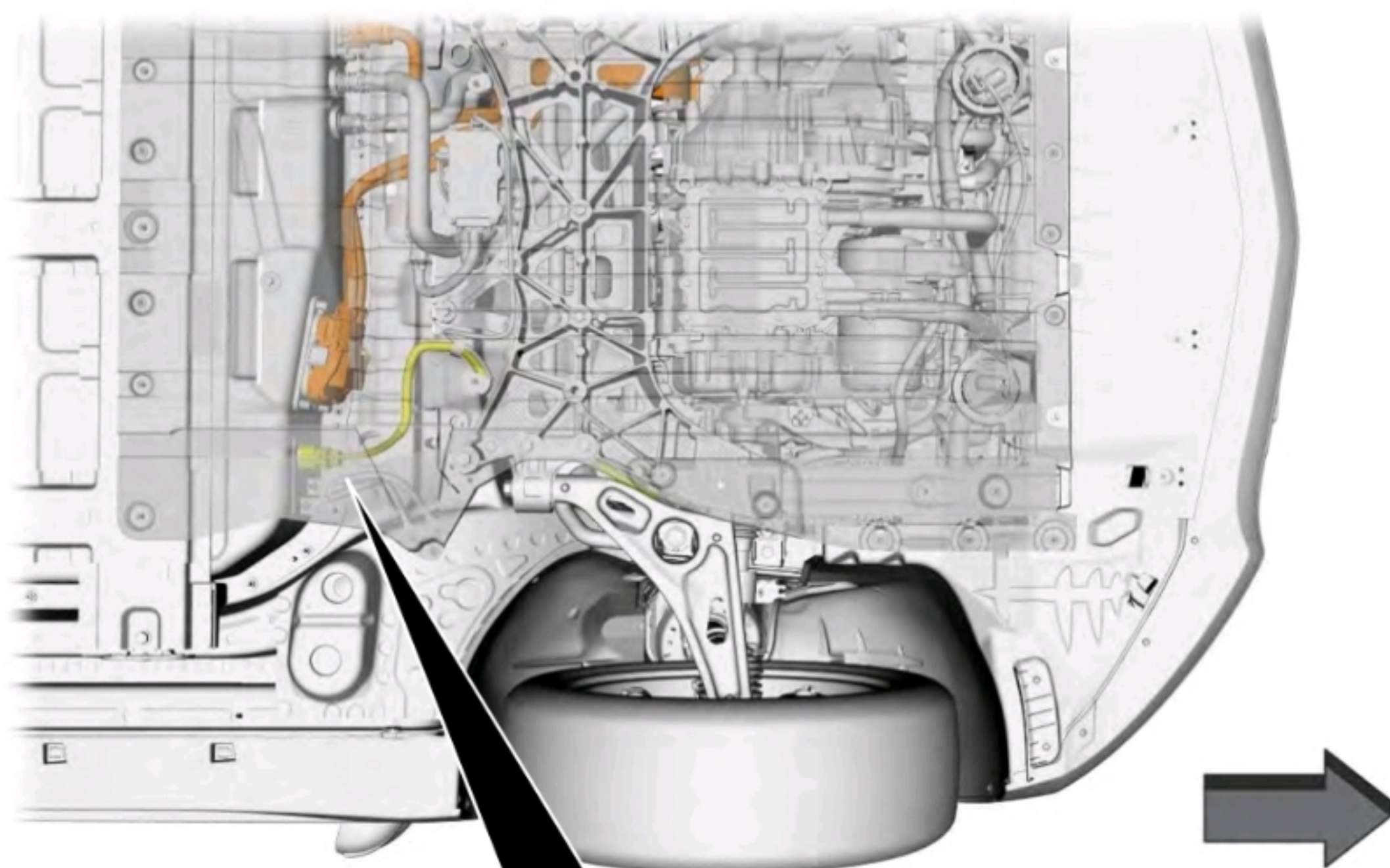
Opel Ampera

Ampera - e

Year of production 2017 à

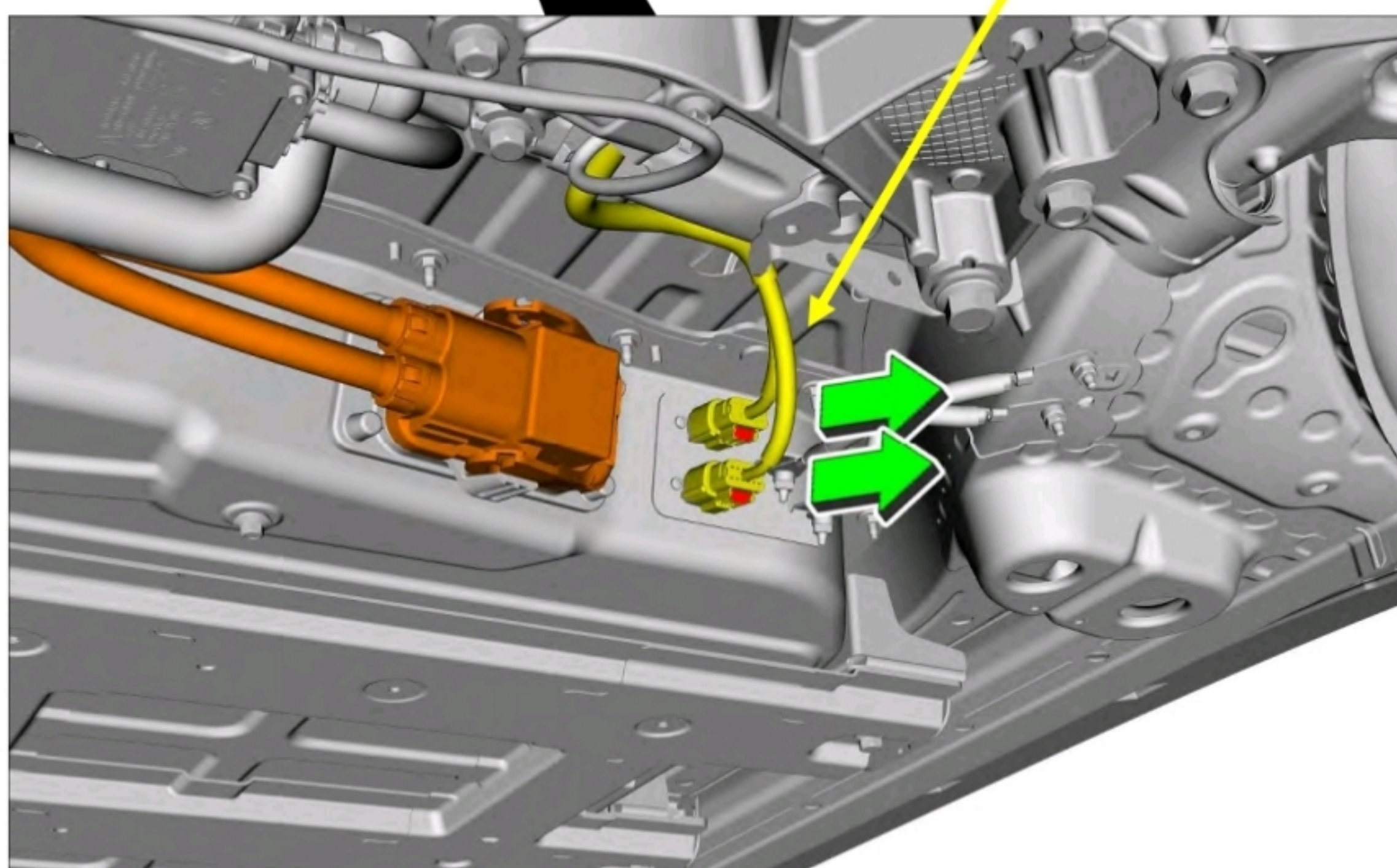


Deactivating high voltage system only
Alternative method C: Vehicle underbody



3./3

12 volt



12 / 16

Version 4.3b / 2017

© Opel Automobile GmbH

Ampera - e

Year of production 2017 à



HV Battery: Views and facts





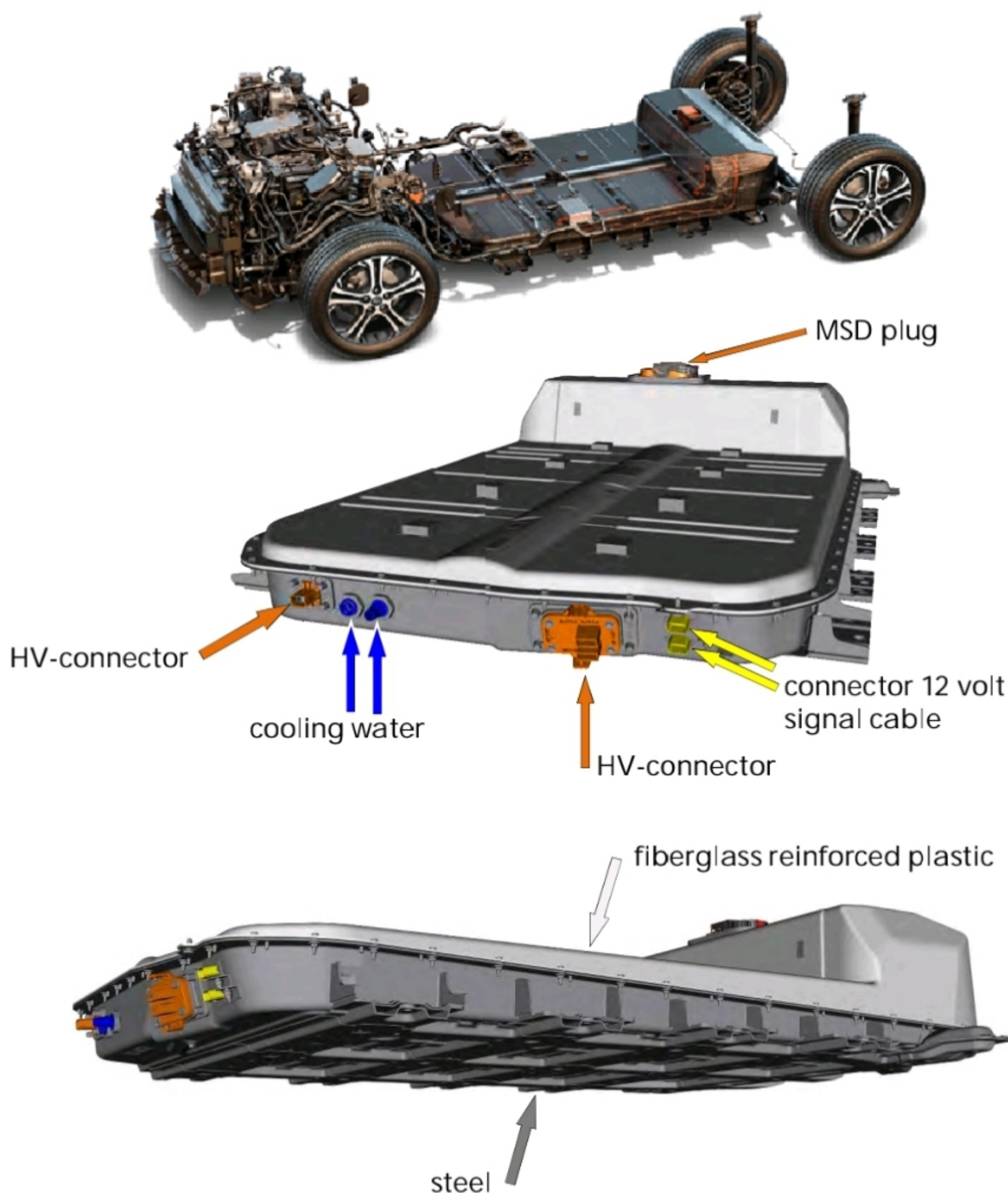
Opel Ampera

Ampera - e

Year of production 2017 à



HV Battery: Views and facts



Max. voltage of high voltage (HV) battery:	400 volt
Weight of high voltage (HV) battery:	430 kg
Cooling water:	10 l

13 / 16

Version 4.3b / 2017

© Opel Automobile GmbH

Ampera - e

Year of production 2017 à



Towing / Recovery of the vehicle



Opel Ampera

Ampera - e

Year of production 2017 à



Towing / Recovery of the vehicle



The label with the emergency information is located on the door frame (B-pillar) of the driver side.

- ①② After an accident and transportation of the vehicle on a flat bed towing truck:
 - a) place vehicle in an open-air parking area sufficiently far away from other objects
 - b) do NOT place vehicle on a combustible surface
 - c) encircle the vehicle with a barrier tape
 - d) label the vehicle as HV vehicle
 - e) if necessary, protect the engine compartment and vehicle interior against water entry (damaged windows)
- ③
 - f) call OnStar Hotline **+800-800-223-34** (label on B-pillar)
 - g) consult with OnStar regarding further handling requirements for the vehicle
 - h) in case of OnStar connection problems:
see next page / hotline numbers

Note:

The QR Code leads to the Ampera-e rescue data sheet on www.opel-rescuecard.com.

Ampera - e

Year of production 2017 à



Hotline-phone numbers





Opel Ampera

Ampera - e

Year of production 2017 à



Hotline-phone numbers

		 
ANDORRA		+ 34 915 934 125
AUSTRIA	0800 301 024	+ 43 125 119 193 94
BELGIUM	0800 581 15	+ 32 223 326 12
BOSNIA and HERZEGOVINA		+ 387 332 821 01
BULGARIA	00800 111 49 80	+ 359 298 673 52
CROATIA		+ 385 146 401 41
CYPRUS		+ 357 223 131 31
CZECH REPUBLIC	800 701 018	+ 420 261 104 358
DENMARK	804 049 33	+ 45 803 030 03
ESTONIA		+ 372 697 91 91
FINLAND	0800 523 109	+ 358 800 988 88
FRANCE	0805 980 004	+ 33 472 171 285
GERMANY	0800 202 20 11	+ 49 897 676 49 63
GIBRALTAR		+ 34 915 934 125
GREECE	00800 331 529 63	+ 30 210 9462 041
HUNGARY	0 680 204 997	+ 36 134 517 60
ICELAND		+ 354 564 38 00
IRELAND	1800 812 450	+ 353 161 795 60
ITALY	800 897 41	+ 39 026 616 55 44
LATVIA		+ 371 675 665 86
LIECHTENSTEIN	0800 455 565	+ 41 588 276 158
LITHUANIA		+ 370 521 044 25
LUXEMBOURG	800 400 04	+ 352 253 636 304
MALTA		+ 356 212 469 68
MACEDONIA		+ 389 231 811 93
MONACO		+ 33 472 171 285
MONTENEGRO		+ 382 202 340 38
NETHERLANDS	0800 020 59 15	+ 31 703 145 117
NORWAY	800 620 72	+ 47 800 316 11
POLAND	00800 331 14 07	+ 48 618 319 936
PORTUGAL	800 208 916	+ 351 219 429 106
ROMANIA	0800 801 020	+ 40 213 174 690
RUSSIA		+ 7 495 646 34 87
SERBIA		+ 381 112 404 351
SLOVAKIA	800 116 981	+ 421 249 205 950
SLOVENIA	800 811 53	+ 386 153 053 13
SPAIN	900 900 428	+ 34 915 934 125
SWEDEN	020 120 30 22	+ 46 771 995 200
SWITZERLAND	0800 455 565	+ 41 588 276 158
TURKEY	(0) 800 219 90 07	+ 90 216 560 07 53
UNITED KINGDOM	0800 026 02 75	+ 44 800 332 288 77

Ampera - e

Year of production 2017 à



Further information